

RINGLING  
BROS.<sup>®</sup> THE  
GREATEST  
SHOW  
ON  
EARTH<sup>®</sup> BARNUM  
& BAILEY<sup>®</sup>  
FINAL  
FAREWELL

OUT OF THIS  
WORLD<sup>®</sup>



EXPERIENCE THE CIRCUS ONE LAST TIME

# Circus Activity Guide

Learn about the circus! Play games! Have fun!

VERIZON CENTER  
MAR 31 – APR 2

EAGLEBANK ARENA  
APR 7 – 16

ROYAL FARMS ARENA  
APR 20 – 30

©2017 Feld Entertainment, Inc.

RINGLING.COM

RINGLING  
BROS.®



BARNUM  
& BAILEY®



© 2016 Feld Entertainment, Inc.





# Animals of the World

Meet some of the performers from *The Greatest Show On Earth*®

Animals with *Ringling Bros. and Barnum & Bailey*® aren't just performers — they're part of the family! The people and animals live and work together. Their relationships are built on shared respect, trust and affection. Trainers spend time watching how the animals move and play. Then, performances are created to show off the animals' natural abilities and beauty.



## Bengal Tiger

- Tigers are the largest members of the cat family. They weigh about 500 pounds.
- Tigers can leap more than 30 feet, climb trees and swim for miles.
- You can hear tigers roar from two miles away!
- Most tigers are orange with black stripes, but there are also white tigers with black stripes. They usually have blue eyes.



## Hello from...Africa! Lion

- Lions, one of the world's Big Cats, are the second largest living cat (tiger is largest).
- Lions are carnivores (meat eaters), and they use fangs and claws to tear and eat their food.
- They can live in the savannah, grassland, bushland, or forest.
- A group of lions is called a pride.




### Circus Challenge!

Can you find words that rhyme with these?

- |               |                |
|---------------|----------------|
| 1. eat _____  | 4. pull _____  |
| 2. more _____ | 5. you _____   |
| 3. mat _____  | 6. slide _____ |

Llama




## Hello from... South America & Asia! Camel

- There are two kinds of camels: the dromedary, with one hump, and the Bactrian, with two humps.
- Some people think camels store water in their humps, but it's actually fat! The fat gives them energy when food and water are not around.
- A camel weighs about two times as much as a tiger.

## Hello from...South America! Alpaca & Llama

Alpaca



- Alpacas and llamas are part of the camel family. People like them for their wool. Alpaca wool is like real hair. Llama wool is like fleece.
- Sometimes, they can be shy. But, watch out if they get annoyed — they tend to spit!
- Alpacas weigh less than 200 pounds. Llamas weigh half as much as tigers.



## Hello from...Australia! Kangaroo



- Kangaroos are marsupials (females carry baby in a pouch with mammary glands for nursing).
- They get around by hopping on their strong back legs.
- They can jump 15 feet in a single bound.
- Kangaroos have a large muscular tail that serves as a '5th leg.'
- They are herbivores, and they regurgitate to re-chew their food.
- A group of kangaroos is called a 'mob.'

## Hello from...South America! Guanaco


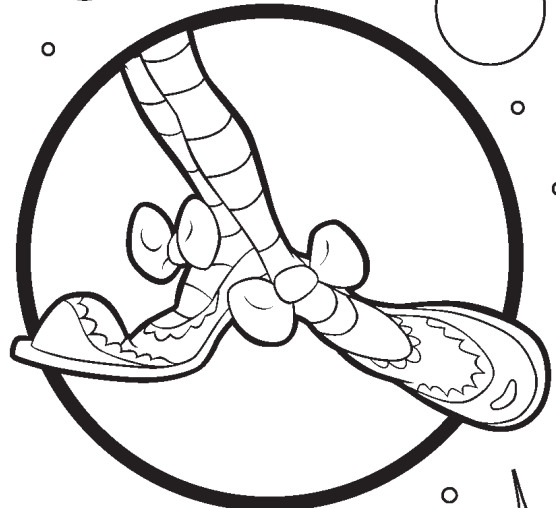
- Guanacos are related to the camel, alpaca and llama, among others. All belong to the camelid family.
- They have very soft wool, with a second layer of coarse hair called 'guard hair.'
- A group of guanacos are called a herd, which is composed of females, their young, and one dominant male.
- A baby Guanaco is called a chulengo, and it is able to walk immediately after birth.



The first performing animal circus performers were horses!  
The horses with *Ringling Bros.*® originally came from Arabia, Spain, Italy, the Netherlands and Russia.



# Draw Lines Matching Heads and Feet!



# Reading With Ringling!


Now that you have learned about some *Ringling Bros.*® amazing animal performers from around the world, we encourage you to keep learning by reading at home and with your class! Below is a list of ***Ringling Bros. Recommended Reading***. Choose a book to read aloud to the class and discuss what you've learned!

*Appaloosa Zebra: A Horse Lover's Alphabet*, Jessie Haas, Margot Apple (Illustrator), 2002  
*Ballet of the Elephants*, Leda Schubert, Robert Andrew Parker (Illustrator), 2006  
*Be A Clown: Techniques from a Real Clown (Quick Starts for Kids!)*, Ron Burgess, Heather Barberie (Illustrator), 2001  
*The Busy World of Richard Scarry: Lowly Worm Joins the Circus*, Richard Scarry, Gail Herman (Illustrator), 2004  
*Cats That Roar*, Kimberly Weinberger, Turi MacCombie (Illustrator), 2002  
*The Circus Alphabet*, Linda Bronson, 2001  
*Circus*, Roxie Munro, 2007  
*Circus Family Dog*, Andrew Clements, Sue Truesdell (Illustrator), 2000  
*Circus Fun*, Mararet Hillert, Elaine Raphael (Illustrator), 1975  
*Clifford at the Circus*, Norman Bridwell, 1985  
*Emeline at the Circus*, Marjorie Priceman, 2001  
*A Field Full of Horses (with audio)*, Peter Hansard, Kenneth Lilly (Illustrator), 2008  
*The Greatest Show On Earth*, John Prater, 1997  
*How The Camel Got Its Hump*, Justine & Ron Fontes, Keiko Motoyama (Illustrator), 2001  
*How The Zebra Got its Stripes*, Justine & Ron Fontes, Peter Grosshauser (Illustrator), 2002  
*If I Ran The Circus*, Dr. Seuss, 1956  
*Jumbo*, Rhoda Blumberg, Jonathan Hunt (Illustrator), 1992  
*Last Night I Dreamed a Circus*, Maya Gottfried, Robert Rahway Zakanitch (Illustrator), 2003  
*Mirette on the Highwire*, Emily Arnold McCully, 1997  
*Miss Bindergarten Plans a Circus with Kindergarten*, Joseph Slate, Ashley Wolff (Illustrator), 2002  
*Morris and Boris at the Circus*, Bernard Wiseman, 1990  
*My Mother's Secret Life*, Rebecca Emberley, 1998  
*Oliver*, Syd Hoff, 2000  
*Olivia Saves the Circus*, Ian Falconer, 2001  
*Peter Spier's Circus*, Peter Spiers, 1995



*Pippi Goes to the Circus*, Astrid Lindgren, Michael Chesworth (Illustrator), 2000  
*The Saggy Baggy Elephant*, K. & B. Jackson, Gustaf Tenggren (Illustrator), 2003  
*Starring Mirette and Bellini*, Emily Arnold McCully, 2000  
*The World's Greatest Elephant*, Ralph Hefner, Ted Lewin (Illustrator), 2006  
*To The Big Top*, Jill Esbaum, David Gordon (Illustrator), 2008  
*Twenty-One Elephants*, Phil Bildner, LeUyen Pham (Illustrator), 2004  
*Who Put the B in Ballyhoo?*, Carlyn Beccia, 2007  
*Yellow Elephant*, Julie Larios, Julie Paschkis (Illustrator), 2006









*Help the baby camel find its mom.  
There's only one path leading to her!*



**START**



**FINISH**






# Class Clowns

## This *is* a laughing matter!

### Can you tell the difference?

Each clown is unique, or one of a kind. But, there are 3 main kinds of clowns:



**Auguste Clown**  
(aw goost)

- paints face white around the eyes and mouth
- wears baggy clothes
- entertains by falling, flipping and acting silly



**Whiteface Clown**

- face is mostly white
- appears more intelligent
- dresses neatly



**Character Clown**

- wears a costume suited for a job, hobby or lifestyle
- paints his/her face in any style

### You crack me up!

Skills clowns learn to get a laugh:

- juggling
- stilt-walking
- pantomiming
- pie-throwing
- water-spitting
- plate-spinning
- unicycling



### A stroll down clown alley

Clown alley is the area where clowns get dressed. It is for clowns only. Here is what clowns need to get ready for show time:

**greasepaint, or makeup**

Each Ringling Bros.<sup>®</sup> clown uses more than 2 pounds of greasepaint each year!

**shoes**

Clown shoes have an oversized outer shoe and an inner shoe that fits the clown's foot.

**wig**

These are custom-fitted and usually made from yak hair.

**nose**

Most clowns wear rubber noses.

**agent suit**

This is a clown's best personal costume.



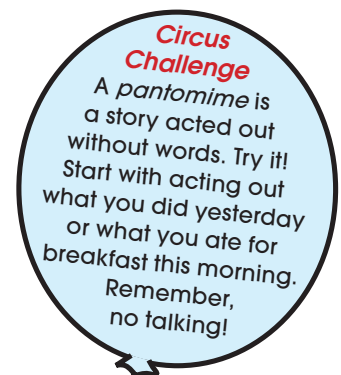


## Time to Clown Around!

A lot of creative work goes into being a clown. Each clown has a special personality. Even the design of a clown's makeup is unique. In fact, there is an unwritten rule between clowns known as *clown's honor*. It says that no clown can copy another clown's makeup, clothes or act.



If you were a clown, how would you design your clown face? What would your costume look like? Color in the clown below the way you would like to look as a clown. Write your clown name and what you do to get a laugh!



Clown name \_\_\_\_\_

Type of clown \_\_\_\_\_

What I do for laughs \_\_\_\_\_

---


---

---




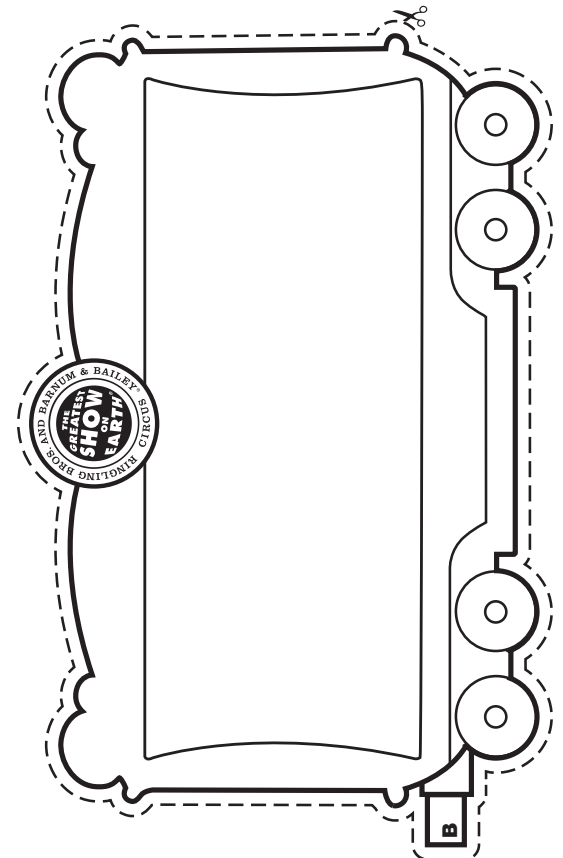
A clown performing in a pie gag (or skit) will get 1,120 pies in the face in one year!





# Build Your Own Circus Train!

1. COLOR in each train car with your favorite colors. Be creative!
2. WRITE your name on the line above Train Conductor so the railroad can identify you.
3. Carefully CUT each train car on dotted lines.
4. TAPE or GLUE train cars together, match the letters up for the correct order.  
*Hint: the engine goes first, the car comes next and the caboose is on the end!*
5. Then... ALL ABOARD! Your circus train is ready to leave the station!





# Are You Fit for the Circus?

## Play the team CircusFit® game!

Your goal is to become one of the members of team **CircusFit** by moving through the maze to reach the *Ringling Bros. and Barnum & Bailey*® Circus arena.

- ★ There are two ways to move around the board:



- ★ Flip a coin. If it lands on 'heads,' you move one space. If it lands on 'tails,' you move two spaces.



- ★ Roll a die to see how many spaces to move.


- ★ Each time you land on one of the team member's symbols, try one of the activities from his/her list.

- ★ Each player must try one of the activities before any player can move out of each ring.

### ★ IMPORTANT SAFETY TIPS:

1. Only play this game when an adult is with you.
2. Try the activities in an open area, away from furniture. You might need to play outside for some of the options.

**Start**



Go to [www.CircusFit.com](http://www.CircusFit.com) to learn more about your favorite **CircusFit** team members and watch video footage of *Ringling Bros. and Barnum & Bailey*!





## Bend G

- balance books in one hand
- balance books on head
- pretend you are walking on a balance beam



## Spring

- jump rope
- hang a spoon on your nose (There is a trick — see if you can figure it out!)
- leap as far as you can



## Stretch

- shoot hoops
- dribble a basketball
- do jumping jacks

RBBB

## Flip

- see how high you can reach on your tip-toes
- make a muscle pose and hold it for 10 seconds
- do a somersault (on something soft, such as a rug or a mat)




## Grips

- do push-ups
- curl bottles of water
- curl cans of veggies or fruit




## Bailey

- juggle two things
- juggle three things
- project your voice — speak loudly and clearly



How many of the activities can you do?




© 2011/12 FELD ENTERTAINMENT

4 team member  
most like?







**Circus Clowns  
love to throw  
parties for  
their friends.  
Count the pies  
to find out how  
many people  
are coming!**

# Create Your Own Circus!

## Teacher/Leader:

- Your class is going to create its own circus!
- This is something you can do for fun with just your classroom group or maybe something you can put on for your parents or other groups.
- There are multiple acts in a circus show. To get the full circus effect, we suggest that you do as many acts as you can!
- First: Select the people who wish to be the performer(s) for each act in your circus.
- Second: Have the performers for each act get together for 10–20 minutes to imagine their circus act, develop their individual roles and practice their parts. Each circus act can be 2–5 minutes long.
- After all the circus act teams are ready, bring them back, and let's start the show.



# Create Your Own Circus!

## Ringmaster:

- Every show needs a Ringmaster. They are your master of ceremonies! They provide an introduction to your circus, introduce each act and end the show!

## Band:

- Every show also needs a band of musicians to do the drum rolls and make funny noises as each circus act is introduced throughout the show. Use whatever you have available to make some noise before the start of each circus act... whistles, pots, pans or upside-down buckets!

## Lions and Animal Trainer:

- No circus would be complete without several large, powerful lions or tigers and one brave animal trainer who directs these cats through their routine!

## Ushers:

- It is important to have people that greet your guests, help them find their seats and make sure everyone is happy!

## Clowns:

- Of course, it wouldn't be a circus without the clowns! Juggling, jokes, gags and more!

## Magic Show:

- Is there a magician in your class? We definitely could use one of these sleight-of-hand artists in your circus!

## Contortionist:

- Who are the flexible contortionists in the group?

## Acrobats:

- Is there a gymnast in the class who can show off their tumbling skills?

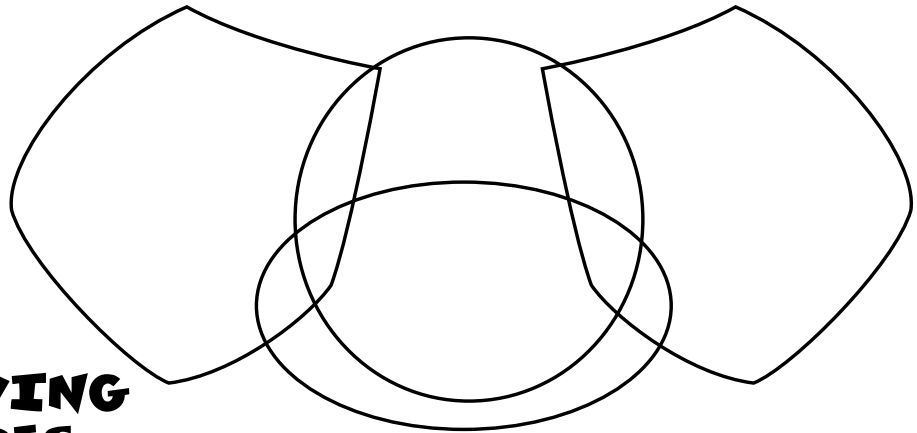
## High-wire Act:

- Are there several classmates who dream of walking on a high wire to show their balance and agility? If so, place a long piece of tape on the ground and pretend you are performing stunts high above the crowd. If you step off the tape, start over and try again! Remember, these talented athletes walk backwards, skip rope, ride bikes and more.







# HOW TO DRAW AN ELEPHANT!



**START BY DRAWING  
THE BASIC SHAPES...**



**THEN BEGIN TO ADD  
THE DETAILS ON THE FACE...**



**NOW ADD THE FINAL  
TOUCHES LIKE THE MOUTH  
AND EYELASHES.**


**GOOD JOB!**

# Meet the Elephants

Once there were millions of elephants roaming the land that is now Asia. Now, there are fewer than 35,000 of these Asian elephants alive. The Asian elephant is endangered. If something is not done, the species could die off.


The *Ringling Bros. and Barnum & Bailey Center for Elephant Conservation*® was built just to help these majestic animals. Since 1995, elephants have lived on 200 acres of land in Florida. They live, play and eat there. Twenty-six baby elephants have been born there!

To learn more about Asian elephants, and to meet the newest elephants born at *Ringling Bros. Center for Elephant Conservation*, visit **RinglingElephantCenter.com**.



## Fun Facts

- The small tusks sometimes found on female elephants are called TUSHES!
- Elephant moms are pregnant for 22 months. That's ALMOST TWO YEARS!
- The elephants at the *Ringling Bros. Center for Elephant Conservation* each eat 150-200 pounds of grain, fruit and vegetables per day.
- One elephant uses up to 80 gallons of water daily for drinking and bathing.
- Baby elephants walk within hours after they are born.
- The male Asian elephants use their ivory tusks to dig and to uproot trees.





## The Elephant's Trusty Trunk

An elephant can breathe through two nostrils at the end of his or her trunk. The trunk is also used to get water and food. To get water, the elephant sucks water into the trunk, then curls the trunk towards the mouth and squirts the water into it. The trunk of an Asian elephant has one upper finger, which it uses like a scoop.




## Playful Pachyderms

Elephants are also called pachyderms (*pack e derms*). The word pachyderm means "thick-skinned" in Greek. The skin on an elephant's head and back is one to two inches thick. It is thinner on other parts of its body. This thick skin helps protect them from the sun. A baby elephant, called a calf, loves to play in water and mud. The mud bath helps to keep its skin healthy.



## So What Does an Elephant Eat?

Elephants are herbivores. They don't eat meat. See if you can find nine of their favorite foods in the puzzle.



### Word List

bamboo	bananas
watermelon	bark
broccoli	potatoes
carrots	apples
hay	



# PUZZLE SOLUTIONS PAGE!



**Animals of the World**  
Meet some of the performers from The Greatest Show On Earth!

Animals with Ringling Bros. and Barnum & Bailey work just performers — they're part of the family! The people and animals live and work together. Their relationships are built on shared respect, trust, and affection. Trainers spend time watching how the animals move and play. Then, performances are created to show off the animals' natural abilities and beauty.

**Bengal Tiger**

- Tigers are the largest members of the cat family. They weigh about 500 pounds.
- Tigers can leap more than 30 feet, climb trees, and swim fast.
- You can hear tigers roar from two miles away!
- Most tigers are orange with black stripes, but there are also white tigers with black stripes. They usually have blue eyes.

**Hello from...Africa! Lion**

- Lions, one of the world's big cats, are the second largest living cat (tiger is largest).
- Lions are sometimes called manes, and use large and strong teeth to eat their food.
- They can live in savannas or grassland, bush, or forest.
- A group of lions is called a pride.

**Circus Challenge!** Can you find words that rhyme with these?

- eat \_\_\_\_\_
- more \_\_\_\_\_
- mat \_\_\_\_\_
- pull \_\_\_\_\_
- you \_\_\_\_\_
- slide \_\_\_\_\_

**Ringling Bros. Barnum & Bailey**

**Draw Lines Matching Heads and Feet!**

**Ringling Bros. Barnum & Bailey**

**Help the baby camel find its mom. There's only one path leading to her!**

**START**

**FINISH**

**Ringling Bros. Barnum & Bailey**

1. eat-feet, 2. more-roar, 3. mat-cat,
4. pull-wool, 5. you-two, 6. slide-pride

**The Clowns will enjoy 22 pies.**

**Ringling Bros. Barnum & Bailey**

B	N	A	P	P	L	E	S
A	O	P	R	O	K	A	P
M	L	L	I	T	A	B	O
B	E	N	O	A	R	N	B
O	M	O	C	O	B	A	K
K	R	B	C	S	G	N	H
L	T	A	O	E	P	A	A
C	A	R	R	O	T	S	Y
R	W	K	B	E	R	R	K

**Ringling Bros. Barnum & Bailey**